

## THE SUREFIRE NO-HASSLE GUARANTEE

We'll do what it takes to keep your SureFire gear running smoothly. SureFire warrants that if you — our customer — purchase one of our products, and we determine that it is defective in material and/or workmanship during your lifetime, we will repair or replace it — no hassle!

Our warranty does not cover consumables or normal wear-and-tear — things like batteries draining, headbands and headpads wearing out, ink cartridges running out, and switches wearing out — or damage resulting from abuse, alterations, unauthorized repairs, or use contrary to SureFire's user manuals.

Should you need a replacement product, SureFire reserves the right to replace an obsolete product with a current production, like model. In the event that any issue with a SureFire product is not covered under this warranty SureFire can arrange to have the product repaired for a reasonable fee.

## STANDARD DISCLAIMER

Except as specified above or prohibited by applicable law: all express or implied conditions and warranties, including, without limitation, any implied warranty or condition of merchantability or fitness for a particular purpose, or accuracy of any informational content, are hereby excluded and disclaimed by SureFire; and in no event will SureFire be liable for any special, direct, indirect, consequential, incidental or punitive damages howsoever arising and regardless of the theory of liability, even if advised of the possibility of such damages. Products, prices, availability, specifications, and offers are subject to change or cancellation at any time without notice.

## WARRANTY CLAIMS

For claims, contact Customer Service at 714-545-9444 to obtain a Return Merchandise Authorization number (RMA#). Then package the unit carefully and send to (no CODs):

SureFire, LLC.  
Repairs Department, RMA# \_\_\_\_\_  
17680 Newhope Street, Suite B  
Fountain Valley, CA 92708

SureFire will pay any reasonable shipping costs to return the unit to you.



Revision B 10-2020  
71-01-1047  
G2X PRO

18300 MT. BALDY CIRCLE  
FOUNTAIN VALLEY, CA 92708-6122  
SUREFIRE.COM

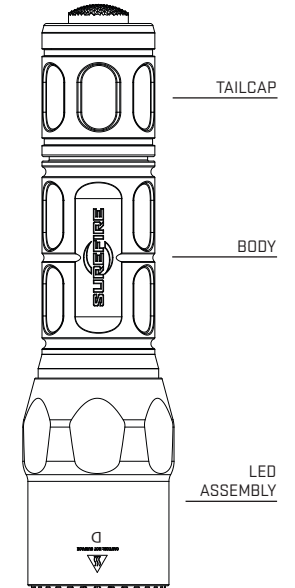
Patents: RE40125, D639478, D644775



## G2X™ PRO

### DUAL-OUTPUT LED FLASHLIGHT

G2X-D-BK  
G2X-D-FG  
G2X-D-TN  
G2X-D-YL



		G2X PRO	
SPECIFICATIONS	OUTPUT	Low: 15	High: 600 lumens
	RUNTIME	Low: 52	High: 1.5 hours
	PEAK BEAM INTENSITY	8,700 candela	
	BEAM DISTANCE	187 meters	
	WEIGHT [w/batteries]	4.4 oz (125 g)	
	LENGTH	5.2 in (13.2 cm)	
	BEZEL DIAMETER	1.25 in (3.175 cm)	

All performance claims tested to ANSI/NEMA FL1-2019 Standard.



## G2X™ PRO

### LOCKOUT TAILCAP (US PAT. RE40125)

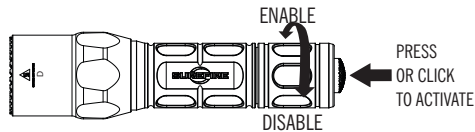
Most SureFire illumination tools feature a lockout tailcap, which prevents accidental activation during storage or transport. The tailcap may need to be enabled prior to light operation.

**To enable**, rotate tailcap clockwise until it stops turning. Press push-button to activate light.

**To lock out tailcap**, rotate counterclockwise until light will not activate when pressed.

### LIGHT OPERATION

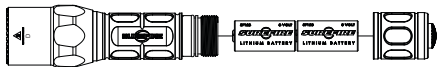
Press or click pushbutton tailcap switch once for low output. Return to off and press or click on again, within two seconds, for high output.



### BATTERY REPLACEMENT

Most SureFire illumination tools ship preloaded with batteries. To load or replace batteries:

1. Unscrew tailcap counterclockwise and remove.
2. Remove old batteries and dispose of properly.



3. Insert new 123A lithium batteries with positive (+) terminals oriented forward.
4. Replace tailcap by screwing on clockwise. Press pushbutton (with tailcap enabled) to test.

*Note: Never mix old and new batteries; always replace all batteries at same time.*

### BATTERY INFORMATION & WARNINGS

For complete battery information and warnings, reference the enclosed BATTERY INFORMATION / WARNING insert in your illumination tool's original packaging or visit [www.surefire.com/batteries](http://www.surefire.com/batteries).

### MAINTENANCE

Wipe with a clean, dry cloth. For tips on maintaining your SureFire illumination tool, visit [www.surefire.com/faqs-maintenance](http://www.surefire.com/faqs-maintenance).

### ACCESSORIES

SureFire makes a full line of accessories for most of its illumination tools. For a complete listing, visit [www.surefire.com/partsaccessories](http://www.surefire.com/partsaccessories).